

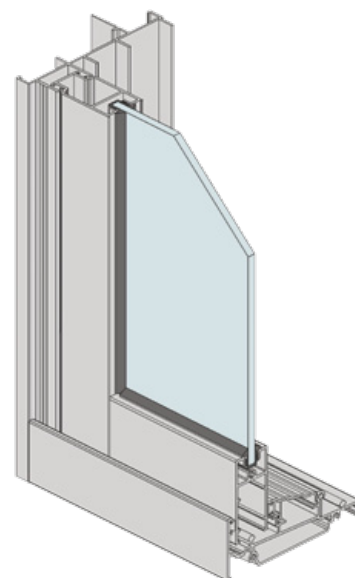


Overview

Series 541 doors offer security and strength. Smooth, quiet sliding is achieved through high performance rollers. Sliders have the advantage of being able to be left partly open for ventilation without the danger of wind gusts slamming the door shut.

Key Features

- Successfully tested to comply with Australian Standard AS 2047.
- The meeting stiles have been designed to withstand high wind loads, and equally important the lock stile has enough body strength to carry the lock and not flex excessively while opening and closing the door.
- Two heavy duty sill options - One for standard water performance (150Pa) and a tall sump type sill for high water performance (300Pa).
- Low line nursing home sill option also available.
- Fly doors slide on the outside and run on large diameter wheels that have been matched to the track for silent running. Our screen doors have snap fit trailing stile interlocker that picks up the built-in screen door interlock on the fixed glass door stile, as shown on back page.
- Fixed panel external meeting stile has built-in interlock to accept the fly door interlock no unsightly rivets.
- The glass door and fly door rolling tracks are protected from accidental damage by the splayed threshold.
- Panels can be re-handed on site (slide direction reversed).
- Door panels can be glazed with thick or insulating glass units up to 20mm.
- Full range of door to window couplers allow this door to be joined to any Vantage window.
- Double weatherpile sealed door panels for maximum air and water exclusion.
- Sill drain holes are covered with co-extruded Santoprene hinge flap to reduce air and insect infiltration.



Maximum Panel Height	2350mm
Maximum Panel Width	1200mm
Maximum Glass Thickness	≤ 20mm

Subject to individual site conditions. Contact AWS Technical Support for information.



WERS RATED PRODUCT



ENHANCED ACOUSTIC PERFORMANCE




3D & 2D CAD FILES AVAILABLE




PRODUCT INFORMATION AVAILABLE AT
WWW.VANTAGEALUMINIUM.COM.AU



SPECIFIER ASSISTANCE AVAILABLE



A key feature of the 541 is the clean fly door installation. The screens have a snap-on interlock that nest into the interlock on the glass door. This removes unsightly rivets and screws that would normally occur with plant-on interlock.



Vantage wheels have been designed to fit snugly into the door bottom rail. Nothing slides as smooth as a Vantage sliding door. As above, double bogey wheels are used on heavy doors.

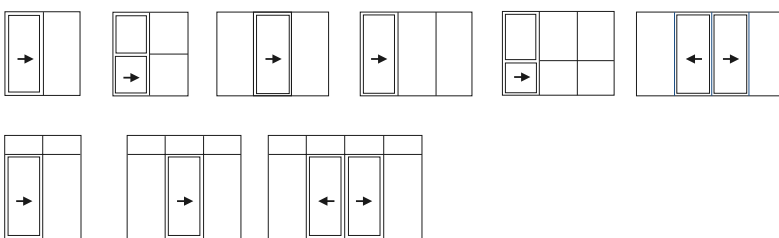


The ANDO™ optional 2-point door lock is designed for maximum security with 316 stainless steel locking tongues. The outer pull handles are corrosion resistant 304 power coated stainless steel.



The ANDO™ standard door lock has been designed the other Vantage ANDO™ hardware. A powder coated, 304 stainless steel outer pull handle is standard.

Typical Configurations



WERS RATINGS

The table below lists some of the WERS rated glass and frame combinations for this system. For a complete list of all rated glass and frame combinations refer to the Series 541 WERS Data Sheet.

Glass Description	COOLING	HEATING	Uw	SHGCw	Tvw	Inf
5mm Grey	31%	10%	6.2	0.53	0.43	1.65
5mm EverGreen	34%	8%	6.2	0.49	0.62	1.65
6.38mm Comfort Plus	47%	30%	4.3	0.44	0.50	1.65
4Az/10GAP/4EA	59%	35%	3.4	0.33	0.49	1.65
4Clr/10GAP/4EA	42%	47%	3.4	0.56	0.59	1.65