



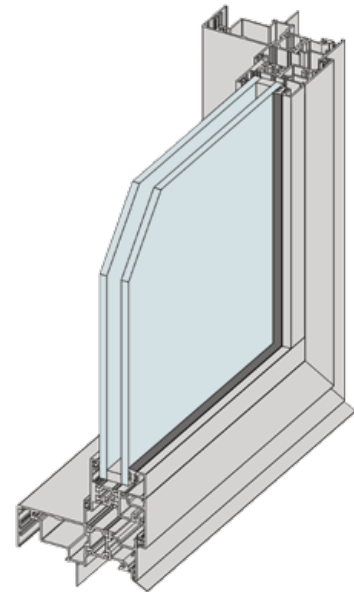
Designer ThermalHEART™ | Series 726
Thermally Broken Awning Window

Overview

This thermally broken frame and sash offers excellent thermal performance and demonstrates the dual colour capability of the Designer Series ThermalHEART™ range. The frame and sash set the theme for a flat faced, square edged aesthetic common to all Designer Series products. Window mullions have internal stiffening boxes rather than external fins to also improve aesthetics.

Key Features

- Thermal HEART™ windows and door frames have been designed in Australia to suit our building-in conditions. Nailing fins (weather bars), building-in lugs and the PVC sill flap are all designed in to make it easier for your builder. Many imported windows have been designed for overseas conditions and don't necessarily suit Australia.
- Series 726 incorporates Thermal HEART™ technology giving a true wide thermal break between the outside and inside faces. WERS (Window Energy Rating System) data shows that using the same IGU in a Thermal HEART™ awning window is 32% more efficient than a standard non-thermally broken window.
- A major advantage with Thermal HEART™ in cold climates is the reduction in internal condensation.
- Thermal HEART™ is also suitable for hot climates providing extra insulation to reduce requirements for home cooling.
- We offer Thermal HEART™ in a range of stocked colours including dual colour ClearMIST™ contact your local Vantage fabricator for details.
- The extra strong sash allows large sash windows to be fabricated for high wind load areas.
- The bold clean frame gives a contemporary appearance with sharp square external glazing beads are standard.
- Awning sashes can be fitted with cam handles, manual chain winders or concealed electric winders. The winder options suit fixed fly screen installation.
- The window is compatible (appearance, strength and performance) with the high performance Thermal HEART™ hinged, sliding and bi-fold doors.



Maximum Panel Height	2100mm
Maximum Panel Width	1300mm
Maximum Glass Thickness	≤ 32mm

Subject to individual site conditions. Contact AWS Technical Support for information.



WERS RATED PRODUCT



ENHANCED ACOUSTIC PERFORMANCE



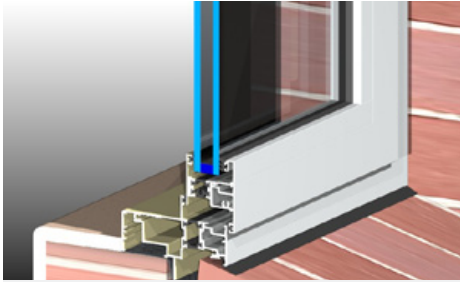
3D & 2D CAD FILES AVAILABLE



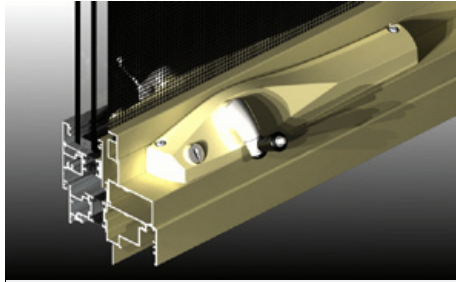
PRODUCT INFORMATION AVAILABLE AT
WWW.VANTAGEALUMINIUM.COM.AU



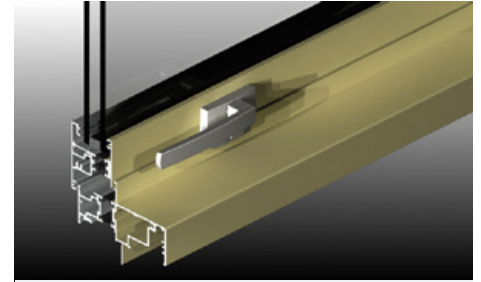
SPECIFIER ASSISTANCE AVAILABLE



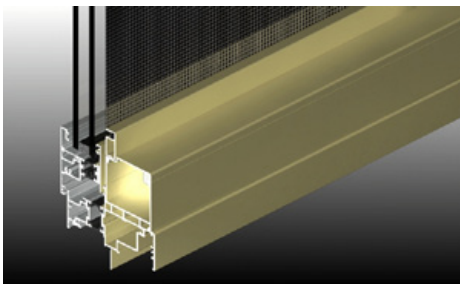
Double glazing is used as standard to obtain maximum thermal performance. When combined, ThermalHEART™ units incorporating double glazing perform 32% better than standard non thermally broken double glazed windows.



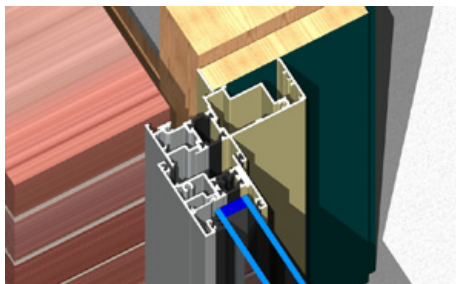
The winder handle can be folded back to clear curtains and blinds and can be keyed to match other Vantage window locks. The Polesium™ cover and base along with the stainless steel chain are corrosion resistant - ideal for outdoors.



ICON™ furniture in 316 marine grade stainless steel is available.



Awning sashes can be opened and closed with optional concealed electric winders. The window box will also accept fly screens as shown above.



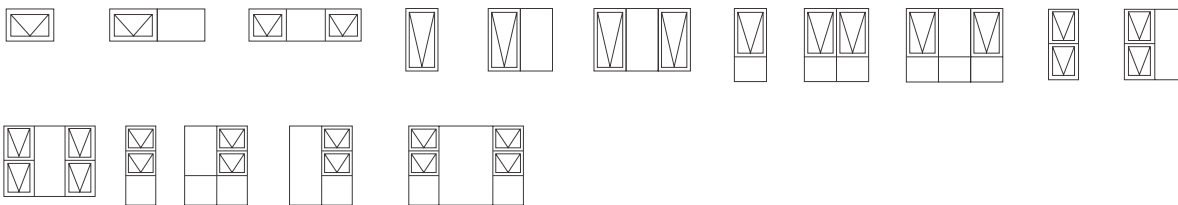
The illustration above shows the ThermalHEART™ frame installed into brick veneer construction. This frame has been designed in Australia to suit local building-in conditions.



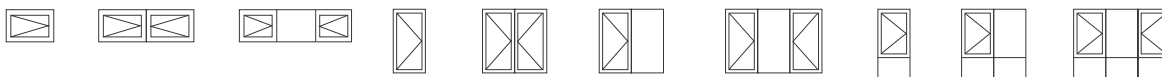
Series 726 will also accept Truth™ hardware. Ideal for large casements or casements fitted with flyscreens.

Typical Configurations

Awning Configurations



Casement Configurations



WERS RATINGS

The table below lists some of the WERS rated glass and frame combinations for this system. For a complete list of all rated glass and frame combinations refer to the Series 726 WERS Data Sheet.

Glass Description	COOLING	HEATING	Uw	SHGCw	Tvw	Inf
4AZ/10GAP/4EA	65%	54%	3.1	0.26	0.37	0.73
4Clr/10Ar/4EA	54%	67%	2.9	0.44	0.44	0.73
5EG/8Ar/5EA	65%	55%	3.0	0.26	0.36	0.73
3Clr/12Ar/3ET	54%	68%	2.9	0.45	0.45	0.05
6EG/12GAP/6EA	68%	53%	3.0	0.23	0.32	0.73